

## MULTI-SECTOR INITIAL RAPID ASSESSMENT (MIRA)

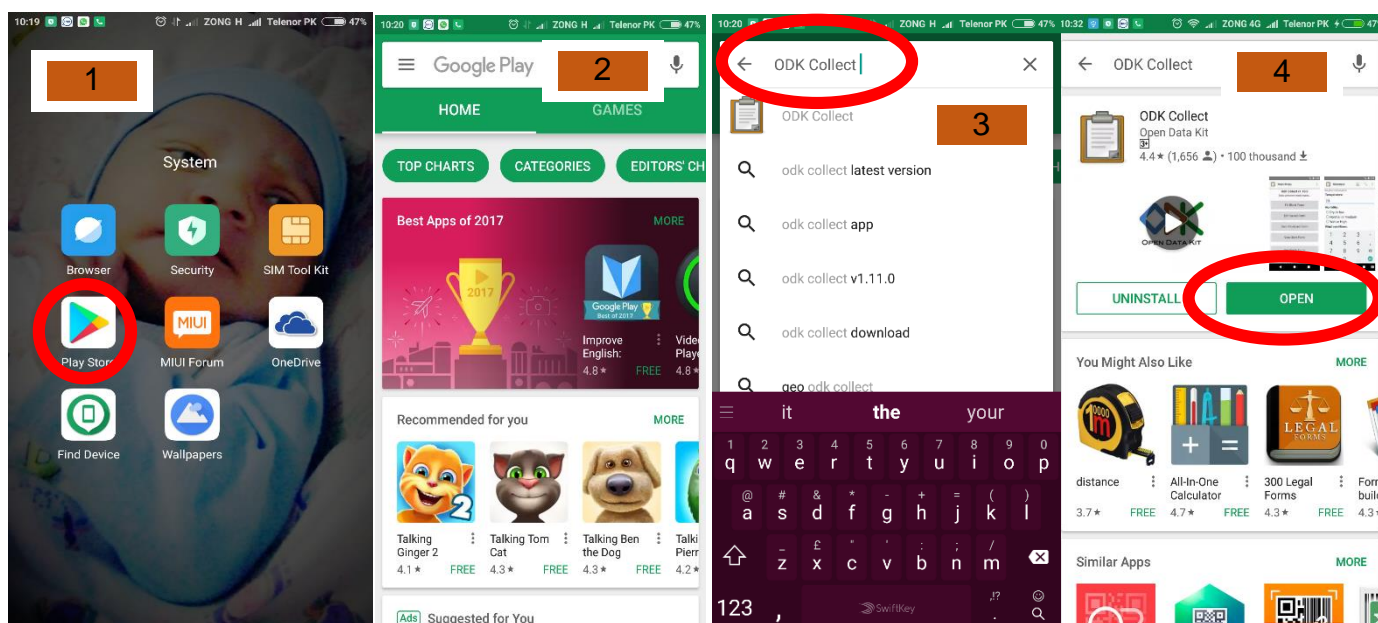
### ODK COLLECT

- What is ODK Collect?

- ODK collect is a **Mobile Application / Android Application** used in Android Mobile Phones for **Primary Data Collection** in field during MIRA process.

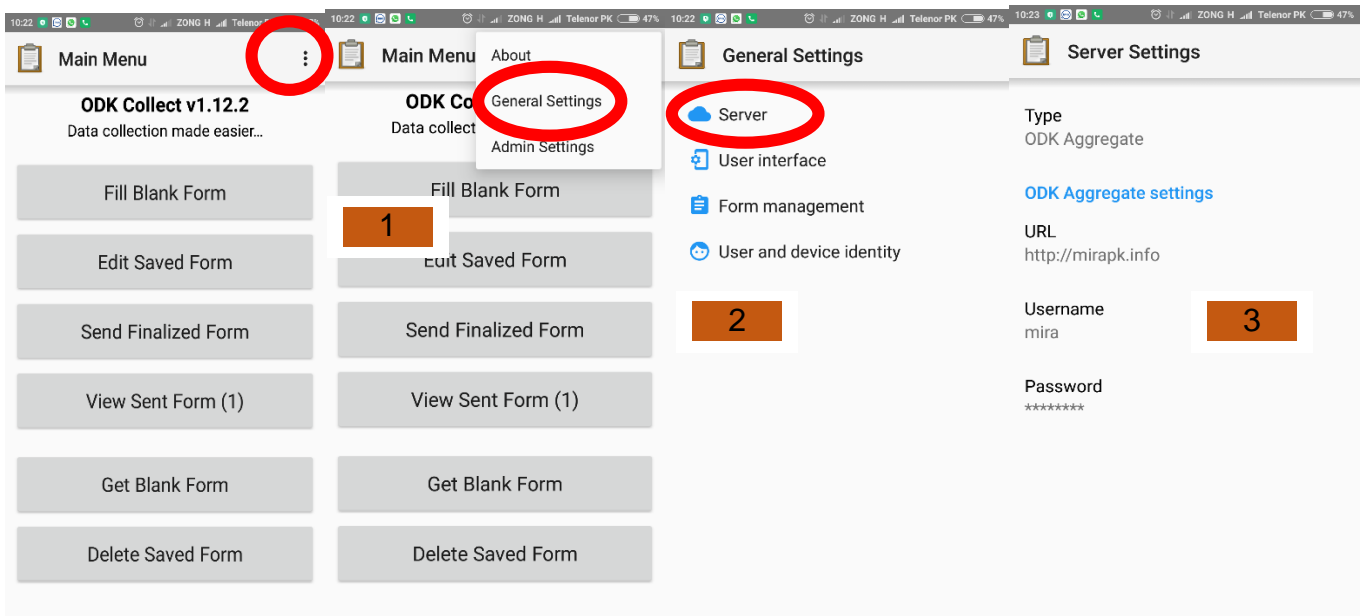
- How to Install ODK Collect in Android Mobile Phones?

- Must sure you have an internet connectivity.
- Go to / Click on Play Store icon on Mobile Phone Screen.
- Type ODK Collect in Search Bar.
- Press Enter.
- Select **ODK Collect v1.12.2**.
- Press Install / Open. (It will take some time to install)



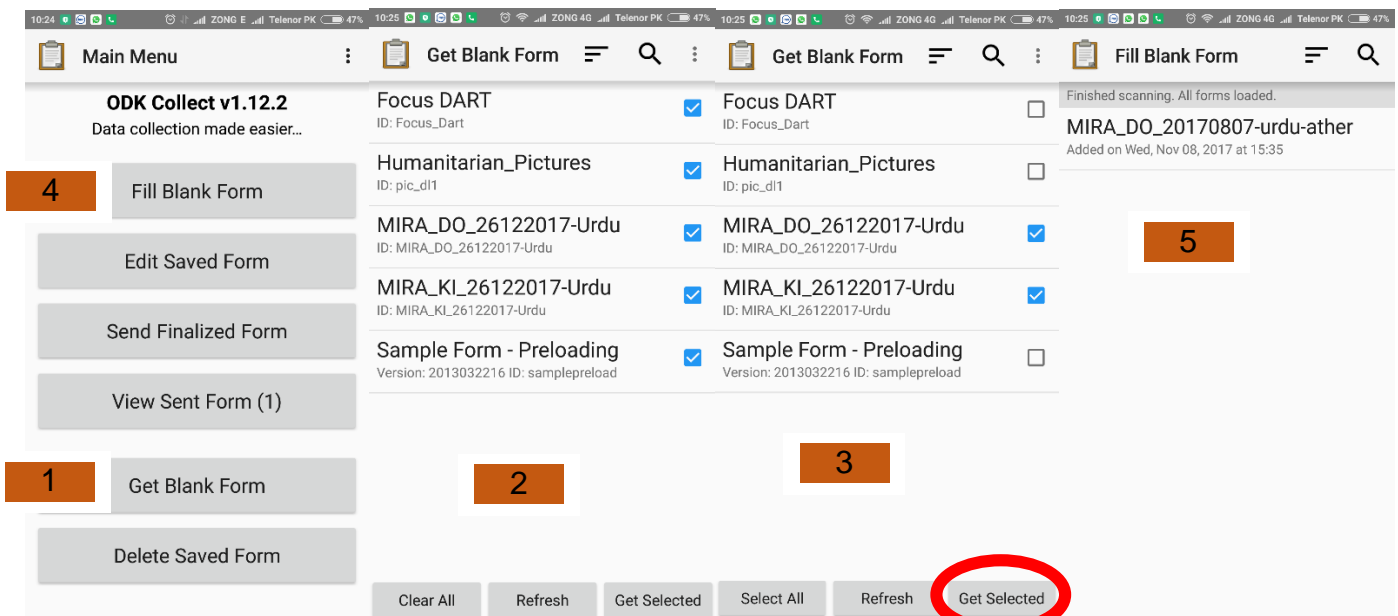
- How to Use ODK Collect?

- Click on ODK Collect icon on your Mobile Phone screen.
- Server Settings
  - Must sure you have an internet connectivity.
  - Click on three dots showing on top right.
  - Click on General Setting.
  - Press Server.
  - Type <http://mirapk.info> in URL.
  - Enter Username mira
  - Enter Password mira123
  - Go back to main screen.



### ○ How to Download / Get Blank Form

- Must sure you have an internet connectivity.
- Enter into **Get Blank Form** on ODK Collect Screen.
- Press Ok.
- Select **MIRA\_KI\_26122017-Urdu** and **MIRA\_DO\_26122017-Urdu**.
- Unselect remaining forms.
- Press Set Selected showing at Right Bottom.
- Forms will be downloaded. **You can check, open and fill downloaded forms from Fill Blank Form.**



\*\*\*\*\*