

Mobile based data collection using Open Data Kit (ODK)

- Dhyey Bhatpuria, Niranga Alahacoon and Giriraj Amarnath
- International Water Management Institute (IWMI), Colombo Sri Lanka



Overview

- Free app for Android devices
- Website: <http://www.opendatakit.org>
- Hosts
 - project websites using Google's AppEngine
 - Includes online database of records
 - Online map interface
 - Or to webserver running Tomcat with MySQL or PostgreSQL databases
- Form Generator

About

- Open-source toolkit for field data collection. Mature and full-featured toolset to satisfy mobile data collection needs.
- Began in 2008 as a *google.org* project
- Moved to University of Washington as an independent project in 2009
- Initially funded by Google Focused Research Award

Why ODK???

- Prevent transcription and transfer errors.
- Seamless collation of data being collected by dispersed teams
- Standardized data collection processes
- Incorporate multimedia modes of data collection
- Use of mobile phone eliminates need for separate sensors (GPS devices, camera etc.)



Components of ODK

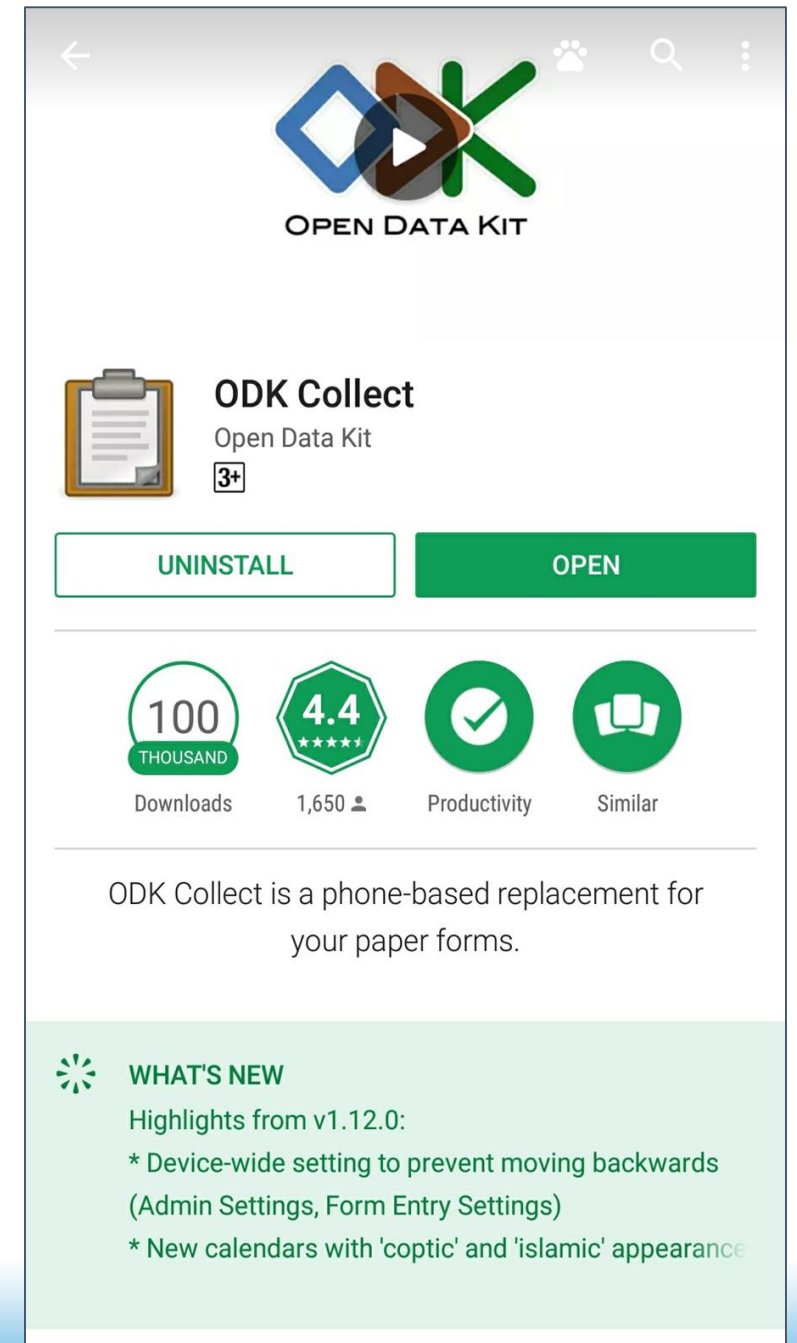
- ODK Build - Tools for authoring forms.
- ODK Collect - Android app for collecting field data
 - Android app
 - Download forms/collect data
 - Upload data
- ODK Aggregate - Store the field data and extract it to various formats
- ODK Briefcase - Serverless and completely offline way to manage forms and data
- ODK Form Uploader
- ODK Validate
- ODK Sensors Framework

Use of Field Data


- Generating Understanding and Creating Baselines
- Monitoring Progress
- Evaluating Impact

Where to find ODK App?

Install **ODK Collect** app for Google Play Store



Field Exercise



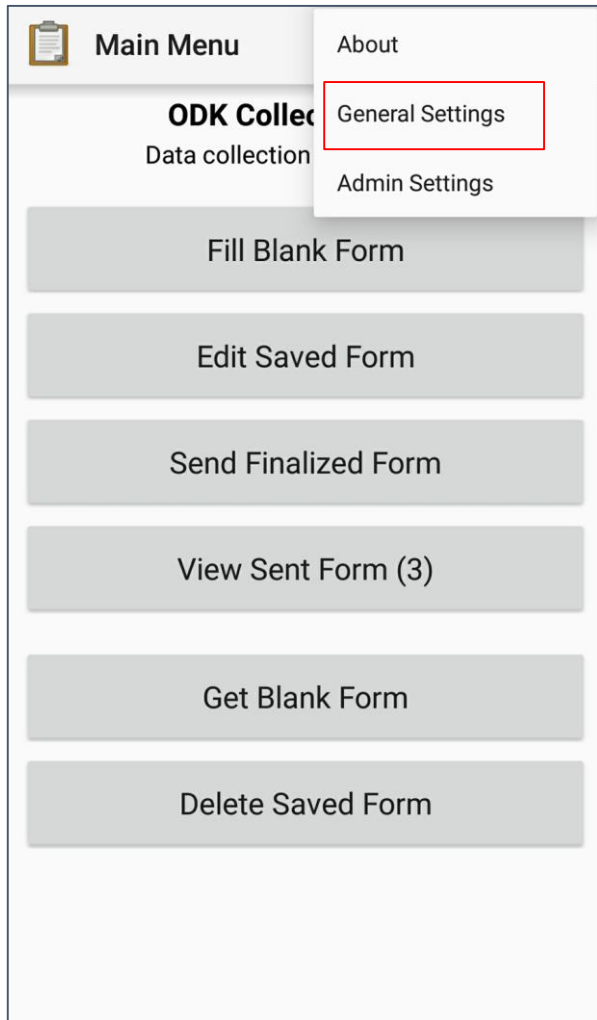
EXPECTATIONS



REALITY

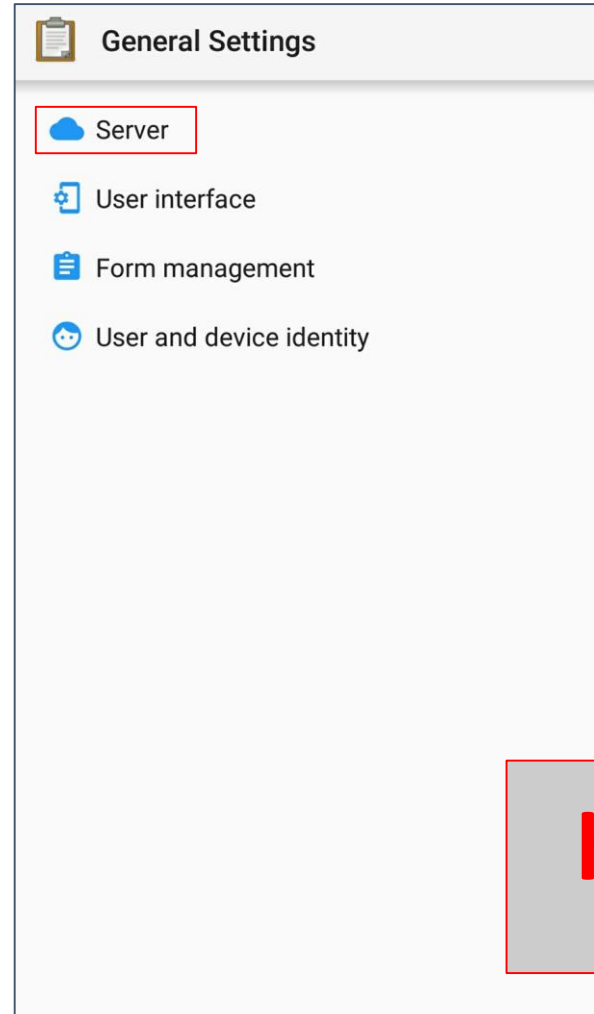


1



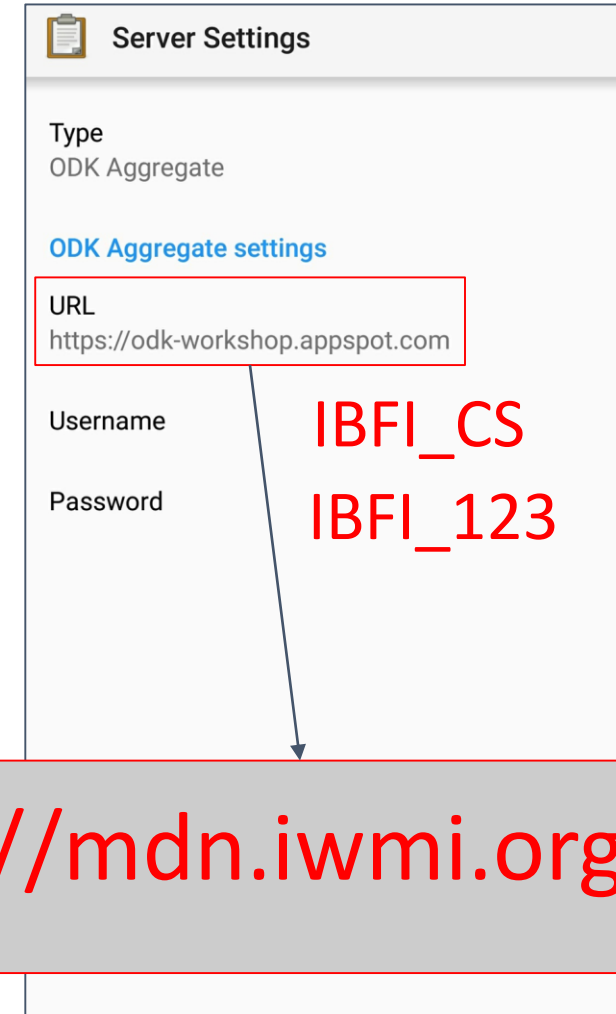
The screenshot shows the 'Main Menu' of ODK Collect. A dropdown menu is open, highlighting 'General Settings' with a red box. Other menu items include 'About', 'Admin Settings', 'Fill Blank Form', 'Edit Saved Form', 'Send Finalized Form', 'View Sent Form (3)', 'Get Blank Form', and 'Delete Saved Form'.

2



The screenshot shows the 'General Settings' page. The 'Server' option is highlighted with a red box. Other settings listed are 'User interface', 'Form management', and 'User and device identity'.


3



The screenshot shows the 'Server Settings' page. The 'URL' field is highlighted with a red box and contains the text 'https://odk-workshop.appspot.com'. To the right of the form, the text 'IBFI_CS' and 'IBFI_123' is displayed in red. An arrow points from the URL field to a large red box at the bottom of the page.

<http://mdn.iwmi.org/odk>

4

 Main Menu

ODK Collect v1.11.1
Data collection made easier...

Fill Blank Form

Edit Saved Form


Send Finalized Form

View Sent Form (3)

Get Blank Form

Delete Saved Form

5

 Get Blank Form

Crop-Economics Survey ☒
Version: 1 ID: Crop_eco_qnr_Oct_2018


ME Followup HH Survey ☒
ID: ME_Followup_HH_Survey_Nov_2018

ODK Dinosaur Survey ☒
ID: odk-dinosaur-survey

WEST BENGAL ACCELARATED
DEVELOPMENT OF MINOR
IRRIGATION PROJECT ☒
–Household Survey
Version: 1 ID: WBADMIP_HH_Survey_Oct_2018

Clear All Refresh Get Selected

6

 Get Blank Form

Crop-Economics Survey ☐
Version: 1 ID: Crop_eco_qnr_Oct_2018


ME Followup HH Survey ☐
ID: ME_Followup_HH_Survey_Nov_2018

ODK Dinosaur Survey ☐
ID: odk-dinosaur-survey

WEST BENGAL ACCELARATED
DEVELOPMENT OF MINOR
IRRIGATION PROJECT ☐
–Household Survey
Version: 1 ID: WBADMIP_HH_Survey_Oct_2018

Select All Refresh Get Selected

7

 Get Blank Form

Crop-Economics Survey ☐
Version: 1 ID: Crop_eco_qnr_Oct_2018

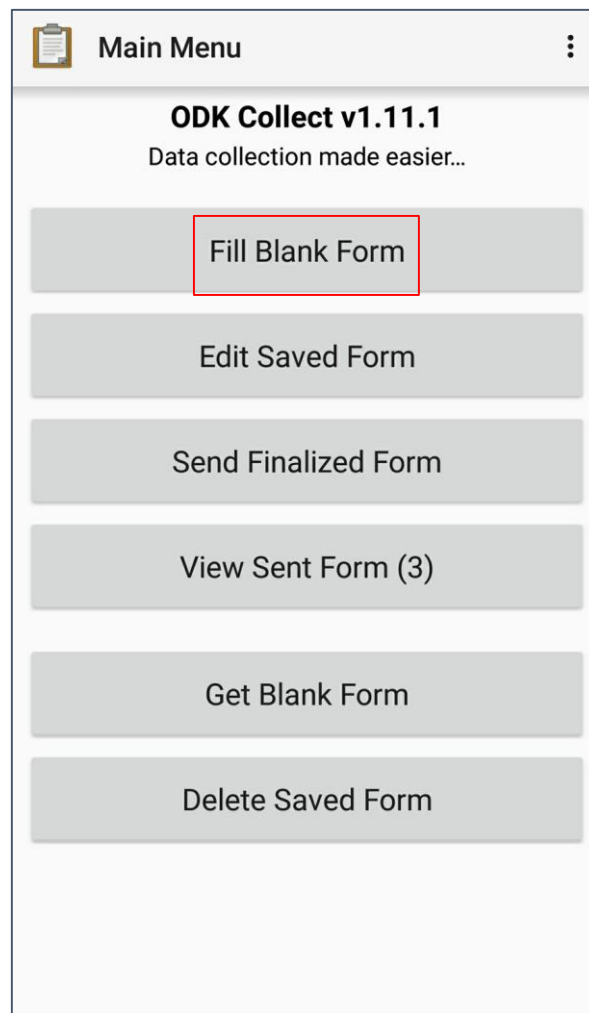
ME Followup HH Survey ☐
ID: ME_Followup_HH_Survey_Nov_2018

ODK Dinosaur Survey ☒
ID: odk-dinosaur-survey

WEST BENGAL ACCELARATED
DEVELOPMENT OF MINOR
IRRIGATION PROJECT ☐
–Household Survey
Version: 1 ID: WBADMIP_HH_Survey_Oct_2018

Select All Refresh Get Selected

8



Main Menu

ODK Collect v1.11.1
Data collection made easier...

Fill Blank Form

Edit Saved Form

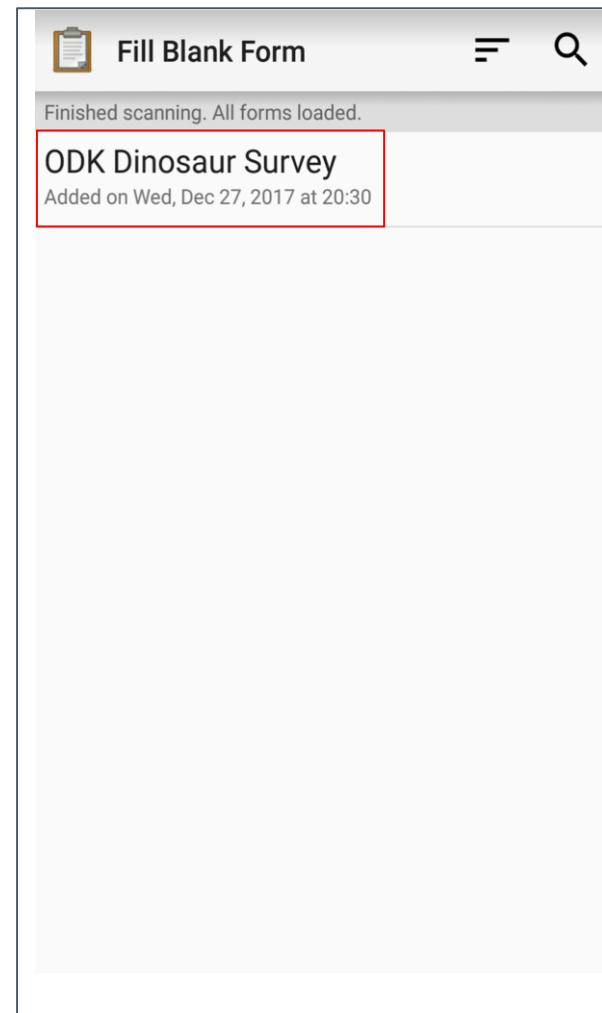
Send Finalized Form

View Sent Form (3)

Get Blank Form

Delete Saved Form

9



Fill Blank Form

Finished scanning. All forms loaded.

ODK Dinosaur Survey
Added on Wed, Dec 27, 2017 at 20:30

Field Exercise

- Divide yourselves into small groups.
- Walk around the parking lot looking for as many dinosaurs as you can
 - They can be very tricky!
- Fill out a form for each dinosaur sighting
- Once you have completed the data collection (up to 12 dinosaurs within 30 min), assemble back in this room



Where?



Tips:

- Enable location on your phone. You may have to wait for a few minutes to get the first GPS fix.
- You can press the 'Record Location' button if you wait for a few minutes and your accuracy doesn't improve.

